

TF88PA3S201

Part Number

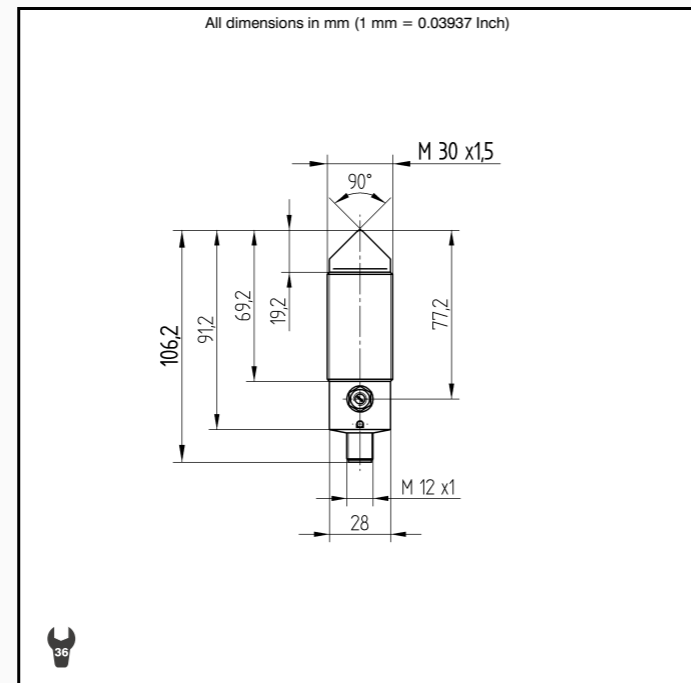



Technical Data

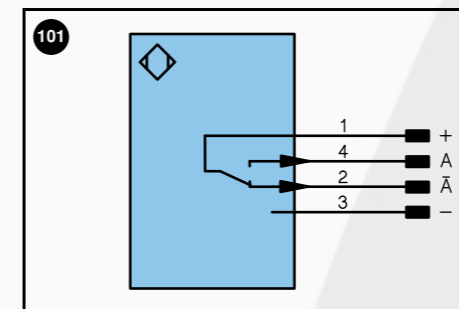
Optical Data	
Range	2000 mm
Switching Hysteresis	< 15 %
Light Source	Infrared Light
Service Life (T = +25°C)	100000 h
max. Ambient Light	10000 Lux
Opening Angle	12°
Electrical Data	
Supply Voltage	10...30 V DC
Current Consumption (U _b = 24V)	< 40 mA
Switching Frequency	150 Hz
Response Time	3300 μs
Temperature Drift	< 10 %
Temperature Range	-25...60 °C
Switching Output Voltage Drop	< 2.5 V
PNP Switching Output/Switching Current	200 mA
Residual Current Switching Output	< 50 μA
Short Circuit Protection	yes
Reverse Polarity Protection	yes
Overload Protection	yes
Mechanical Data	
Housing	BrasNicPlated
Full Encapsulation	yes
Protection Mode	IP 65
Connection	M 12x1

- For applications in dusty and moist environments
- No optical crosstalk

The transmitter and the receiver are integrated into a single housing. The sensor evaluates transmitted light reflected back from the object. The output is switched as soon as an object passes the selected range. Bright objects reflect more light than dark objects, and can thus be recognized from greater distances.



Part Number	Plug Version
TF88PA3S201	
PNP NO/NC antivalent	●
Connection Diagram No.	101
Control Panel No.	F 2
Suitable Plug No.	1




Legend		Wire colors according to DIN IEC 757
+	Power supply "+"	BK black
-	Power supply "0V"	BN brown
-	Power supply (AC Voltage)	RD red
A	Switching output (1,2,3...)/ NO	OG orange
A̅	Switching output (1,2,3...)/ NC	YE yellow
V	Contamination / Error output (NO)	GN green
V̅	Contamination / Error output (NC)	BU blue
E	Input (analog or digital)	VT violet
T	Teach input	GY grey
Z	Time delay (activation)	WH white
S	Shielding	PK pink
RxD	RS-232 receive path	GNYE green yellow
TxD	RS-232 send path	
U	Test input	
W	Trigger input	
O	Analog output (1,2,3,...)	
O-	Ground for the analog output	
BZ	Block discharge	
Aw	Valve output	
a	Valve control output "+"	
b	Valve control output "0V"	
SY	Synchronization	
E+	Receiver-Line	
S+	Emitter-Line	
⊕	Grounding	

Accessories

Mounting Bracket W30

Ctrl. Panel



- 05 = Switching Distance Adjuster
- 30 = Switching Status/Contamination Warning