

TM22PA2

Part Number

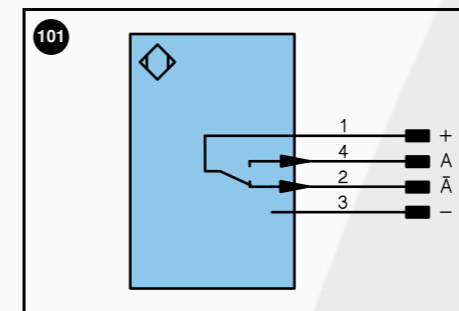


- Adjustable Detection Range
- Compact Housing

Technical Data

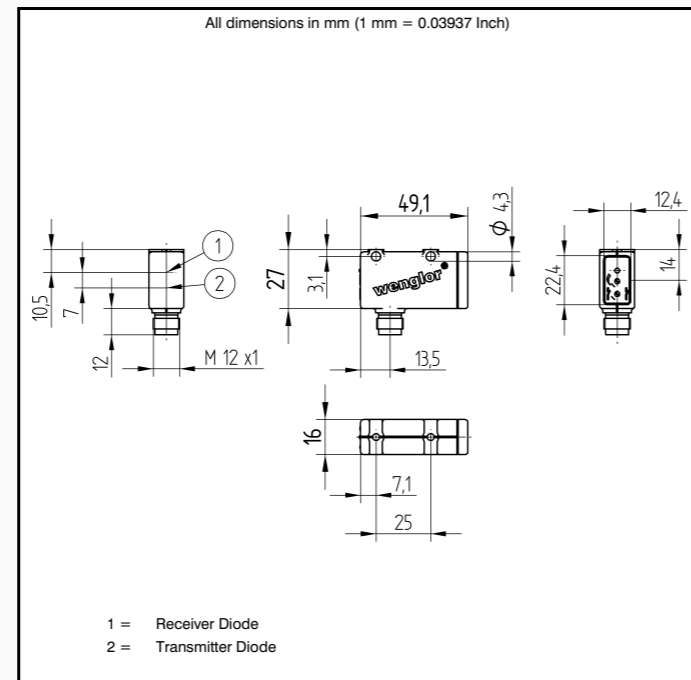
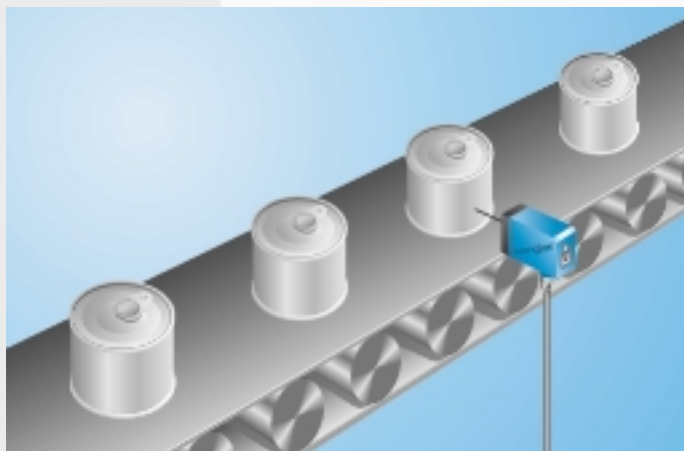
Optical Data	
Range	200 mm
Switching Hysteresis	< 15 %
Light Source	Infrared Light
Service Life (T = +25°C)	100000 h
max. Ambient Light	10000 Lux
Opening Angle	12°
Electrical Data	
Supply Voltage	10...30 V DC
Current Consumption (U _b = 24V)	< 40 mA
Switching Frequency	1500 Hz
Response Time	330 μs
Temperature Drift	< 10 %
Temperature Range	-25...60 °C
Switching Output Voltage Drop	< 2.5 V
PNP Switching Output/Switching Current	200 mA
Residual Current Switching Output	< 50 μA
Short Circuit Protection	yes
Reverse Polarity Protection	yes
Overload Protection	yes
Mechanical Data	
Housing	Plastic
Full Encapsulation	yes
Protection Mode	IP 67
Connection	M 12x1
Protective Insulation, Rated Voltage	50 V

Plug Version	
Part Number	TM22PA2
PNP NO/NC antivalent	●
Connection Diagram No.	101
Control Panel No.	M 4
Suitable Plug No.	2



Legend				
+	Power supply "+"	U	Test input	Wire colors according to DIN IEC 757
-	Power supply "0V"	W	Trigger input	BK black
~	Power supply (AC Voltage)	O	Analog output (1,2,3,...)	BN brown
A	Switching output (1,2,3...)/ NO	O-	Ground for the analog output	RD red
Ā	Switching output (1,2,3...)/ NC	BZ	Block discharge	OG orange
V	Contamination / Error output (NO)	Aw	Valve output	YE yellow
V̄	Contamination / Error output (NC)	a	Valve control output "+"	GN green
E	Input (analog or digital)	b	Valve control output "0V"	BU blue
T	Teach input	SY	Synchronization	VT violet
Z	Time delay (activation)	E+	Receiver-Line	GY grey
S	Shielding	S+	Emitter-Line	WH white
RxD	RS-232 receive path	⊕	Grounding	PK pink
TxD	RS-232 send path			GNYE green yellow

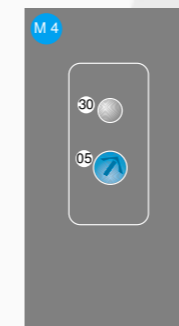
The transmitter and the receiver are integrated into a single housing. The sensor evaluates transmitted light reflected back from the object. The output is switched as soon as an object passes the selected range. Bright objects reflect more light than dark objects, and can thus be recognized from greater distances.



Accessories

Mounting Bracket WM2

Ctrl. Panel



- 05 = Switching Distance Adjuster
- 30 = Switching Status/Contamination Warning