

LB66PC7

Part Number

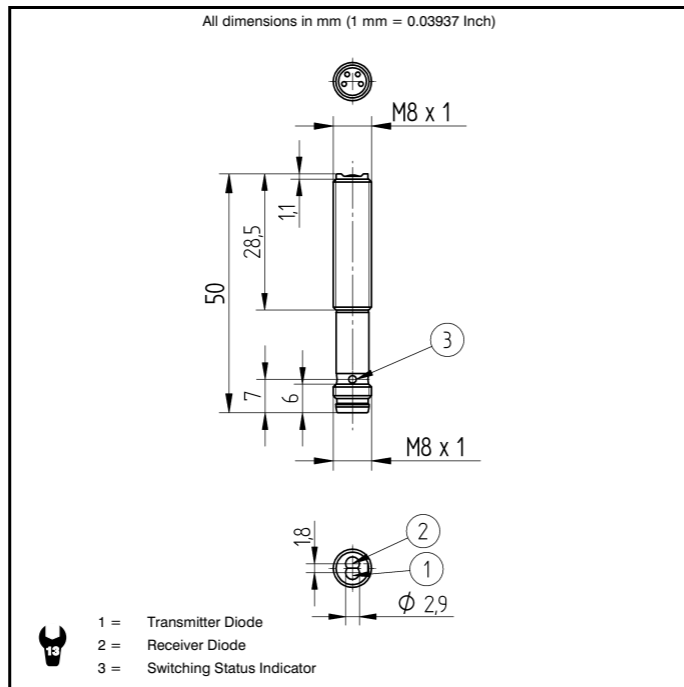



Technical Data

Optical Data	
Range	1300 mm
Reference Reflector/Reflex Foil	RQ100BA
Switching Hysteresis	< 15 %
Light Source	Red Light
Polarization Filter	yes
Service Life (T = +25°C)	100000 h
max. Ambient Light	10000 Lux
Light Spot Diameter	see Table 1
Electrical Data	
Supply Voltage	10...30 V DC
Current Consumption (U _b = 24V)	< 20 mA
Switching Frequency	1800 Hz
Response Time	270 μs
Temperature Drift	< 10 %
Temperature Range	-10...60 °C
Switching Output Voltage Drop	< 2.5 V
PNP Switching Output/Switching Current	100 mA
Residual Current Switching Output	< 50 μA
Short Circuit Protection	yes
Reverse Polarity Protection	yes
Overload Protection	yes
Mechanical Data	
Housing	Stainless Steel
Protection Mode	IP 67
Connection	M8 x 1

- Contamination Warning
- Glossy objects can be detected
- Integrated output
- Micro-Design

A reflector must be used in combination with these sensors. They can be installed in all kinds of industrial environments thanks to ample functional reserve. Even reflective objects can be reliably recognized through the use of polarized light.



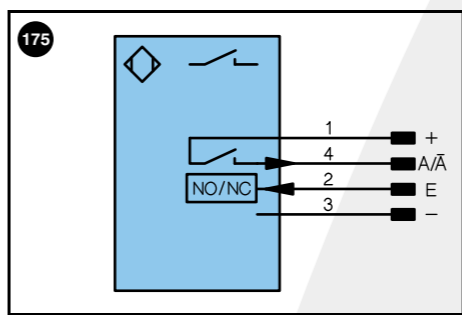
Specifications are subject to change without notice
25/06

Plug Version

CE	UL LISTED	Part Number	LB66PC7
PNP NO/NC switchable			●
Connection Diagram No.			175
Suitable Plug No.			7

Table 1

Working Distance	200 mm	500 mm	1000 mm
Light Spot Diameter	35 mm	80 mm	160 mm



Legend		Wire colors according to DIN IEC 757
+	Power supply "+"	BK black
-	Power supply "0V"	BN brown
~	Power supply (AC Voltage)	RD red
A	Switching output (1,2,3...)/ NO	OG orange
Ā	Switching output (1,2,3...)/ NC	YE yellow
V	Contamination / Error output (NO)	GN green
Ṽ	Contamination / Error output (NC)	BU blue
E	Input (analog or digital)	VT violet
T	Teach input	GY grey
Z	Time delay (activation)	WH white
S	Shielding	PK pink
RxD	RS-232 receive path	GNYE green yellow
TxD	RS-232 send path	
RDY	Ready	
GND	Ground	
CL	Clock	
U	Test input	
W	Trigger input	
O	Analog output (1,2,3...)	
O-	Ground for the analog output	
BZ	Block discharge	
Aw	Valve output	
a	Valve control output "+"	
b	Valve control output "0V"	
SY	Synchronization	
E+	Receiver-Line	
S+	Emitter-Line	
+	Grounding	
S-R	Switching Distance Reduction	
USB+	USB data +	
USB-	USB data -	
Ba	Interfaces-Bus A(+)/B(-)	
La	Emitted light disengageable	

Feasible reflector distance

Reflektor type, mounting distance

RQ100BA	0.02...1.3 m	RE3220BM	0...0.5 m
RE18040BA	0.02...1 m	RE6210BM	0.01...0.3 m
RQ84BA	0.01...1.1 m	RR25DM	0.01...0.4 m
RR84BA	0.02...1 m	RR25KP	0.01...0.25 m
RE9538BA	0.01...0.6 m	RR21KM	0.01...0.25 m
RE6151BM	0...1.1 m	RE6151BH	0.02...0.6 m
RR50_A	0...0.8 m	RF505	0.02...0.4 m
RE6040BA	0.01...0.8 m	RF255	0.02...0.3 m
RE8222BA	0.02...0.7 m	RF508	0.03...0.5 m
RR34_M	0.01...0.5 m	RF258	0.03...0.4 m

Accessories

- Mounting Clamp BSM8NB
- Fixation System W8S12