

EB77VD7

Part Number

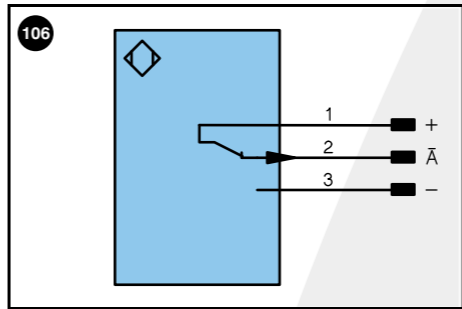


- Ample Performance Reserves
- Insensitive to Contamination
- IR Light

Technical Data

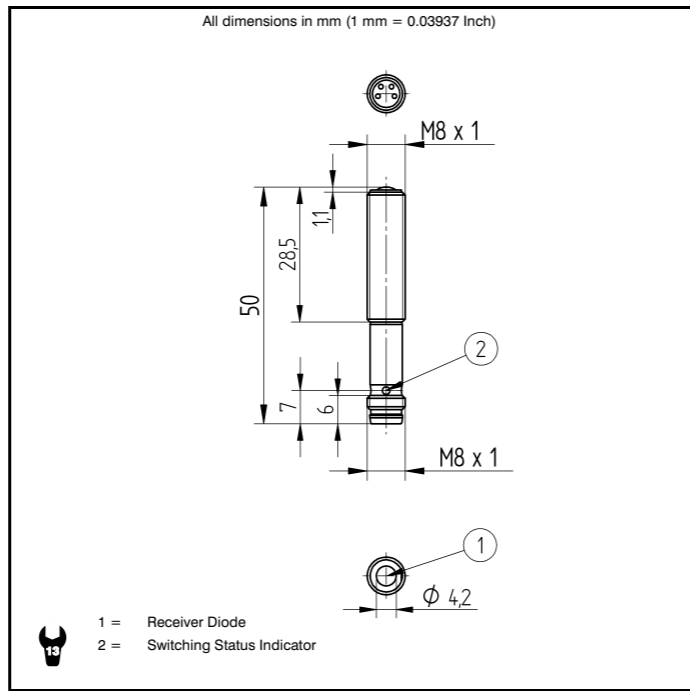

Optical Data	
Range	1500 mm
Switching Hysteresis	< 15 %
max. Ambient Light	10000 Lux
Opening Angle	20 °
Electrical Data	
Sensor Type	Receiver
Supply Voltage	10...30 V DC
Current Consumption (U _b = 24V)	< 10 mA
Switching Frequency	500 Hz
Response Time	1 ms
Temperature Drift	< 10 %
Temperature Range	-10...60 °C
Switching Output Voltage Drop	< 2.5 V
Switching Output / Switching Current	100 mA
Residual Current Switching Output	< 50 μA
Short Circuit Protection	yes
Reverse Polarity Protection	yes
Overload Protection	yes
Mechanical Data	
Housing	Stainless Steel
Full Encapsulation	yes
Protection Mode	IP 67
Connection	M8 x 1

Plug Version	
Part Number	EB77VD7
PNP NC	●
Connection Diagram No.	106
Suitable Plug No.	7



Legend		Wire colors according to DIN IEC 757
+	Power supply "+"	BK black
-	Power supply "0V"	BN brown
-	Power supply (AC Voltage)	RD red
A	Switching output (1,2,3...) / NO	OG orange
A	Switching output (1,2,3...) / NC	YE yellow
V	Contamination / Error output (NC)	GN green
V	Contamination / Error output (NC)	BU blue
E	Input (analog or digital)	VT violet
T	Teach input	GY grey
Z	Time delay (activation)	WH white
S	Shielding	PK pink
RxD	RS-232 receive path	GNYE green yellow
TxD	RS-232 send path	
RDY	Ready	
GND	Ground	
CL	Clock	
U	Test input	
W	Trigger input	
O	Analog output (1,2,3...)	
O-	Ground for the analog output	
BZ	Block discharge	
AW	Valve output	
a	Valve control output "+"	
b	Valve control output "0V"	
SY	Synchronization	
E+	Receiver-Line	
S+	Emitter-Line	
+	Grounding	
S-R	Switching Distance Reduction	
USB+	USB data +	
USB-	USB data -	
B+	Interfaces-Bus A(+)/B(-)	
La	Emitted light disengageable	

These through beam sensors are well suited for use in aggressive industrial environments. The sensor can be checked for correct functioning via the test input. Thanks to their large working range, the devices demonstrate excellent functional reliability in highly contaminated environments.



Specifications are subject to change without notice
24/06

Accessories

- Mounting Clamp BSM8NB
- Fixation System W8S12