

Through Beam Sensors



ED98PCV3

Part Number

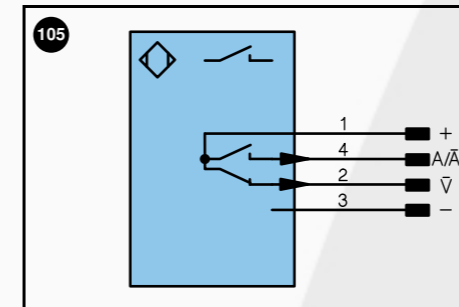


- Simple adjustment with special alignment optic
- Suitable for use as a muting barrier

Technical Data

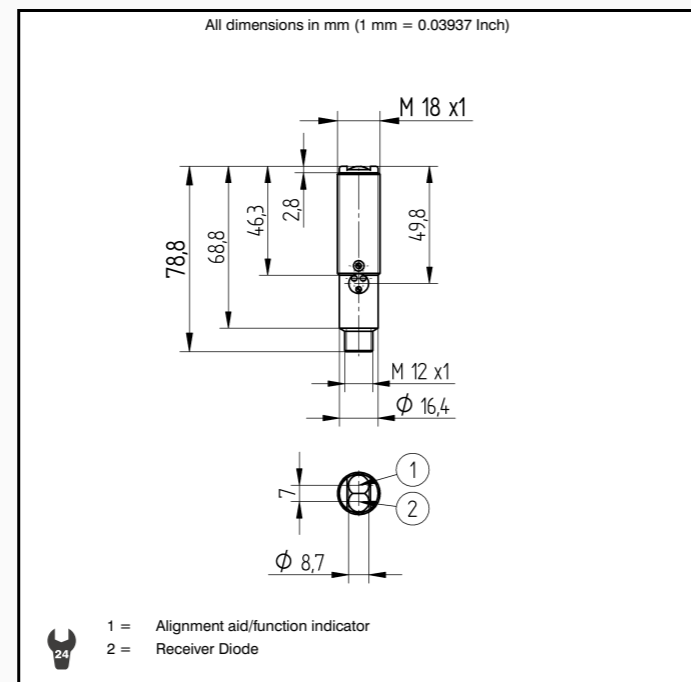
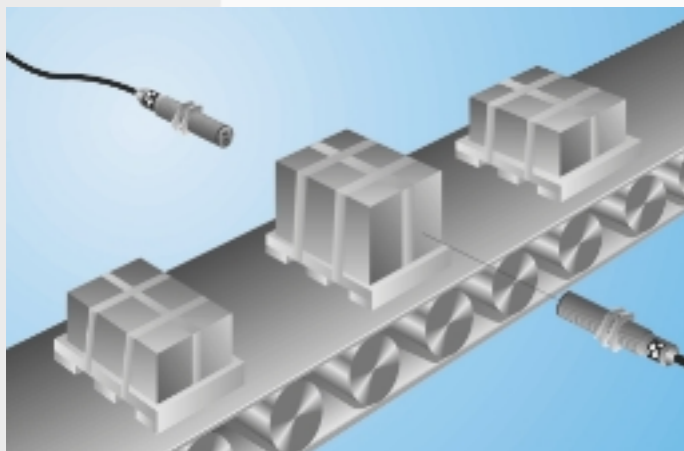
Optical Data	
Range	10000 mm
Switching Hysteresis	< 15 %
max. Ambient Light	10000 Lux
Opening Angle	6 °
Electrical Data	
Sensor Type	Receiver
Supply Voltage	10...30 V DC
Current Consumption (U _b = 24V)	< 40 mA
Switching Frequency	150 Hz
Response Time	3300 μs
Temperature Drift	< 10 %
Temperature Range	-10...60 °C
Switching Output Voltage Drop	< 2.5 V
PNP Switching Output/Switching Current	200 mA
Residual Current Switching Output	< 50 μA
PNP Contamination Output/Switching Current	200 mA
Short Circuit Protection	yes
Reverse Polarity Protection	yes
Overload Protection	yes
Mechanical Data	
Housing	Stainless Steel
Full Encapsulation	yes
Protection Mode	IP 67
Connection	M 12x1

Part Number	Plug Version
ED98PCV3	
Contamination Output	●
PNP NO/NC switchable	●
Connection Diagram No.	105
Control Panel No.	D 5
Suitable Plug No.	1



Legend		Wire colors according to DIN IEC 757
+	Power supply "+"	BK black
-	Power supply "0V"	BN brown
~	Power supply (AC Voltage)	RD red
A	Switching output (1,2,3...)/ NO	OG orange
A̅	Switching output (1,2,3...)/ NC	YE yellow
V	Contamination / Error output (NO)	GN green
V̅	Contamination / Error output (NC)	BU blue
E	Input (analog or digital)	VT violet
T	Teach input	GY grey
Z	Time delay (activation)	WH white
S	Shielding	PK pink
RxD	RS-232 receive path	GNYE green yellow
TxD	RS-232 send path	
U	Test input	
W	Trigger input	
O	Analog output (1,2,3,...)	
O-	Ground for the analog output	
BZ	Block discharge	
Aw	Valve output	
a	Valve control output "+"	
b	Valve control output "0V"	
SY	Synchronization	
E+	Receiver-Line	
S+	Emitter-Line	
⊕	Grounding	

These through beam sensors are well suited for use in aggressive industrial environments. The sensor can be checked for correct functioning via the test input. Thanks to their large working range, the devices demonstrate excellent functional reliability in highly contaminated environments.

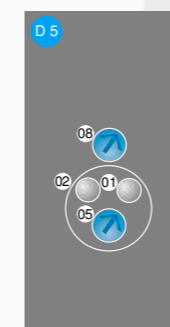


Specifications are subject to change without notice
03/04

Accessories

- Mounting Clamp BSM18B
- Mounting Bracket W18

Ctrl. Panel



- 01 = Switching Status Indicator
- 02 = Contamination Warning
- 05 = Switching Distance Adjuster
- 08 = NO/NC Switch