

Through Beam Sensors



SB777K

Part Number

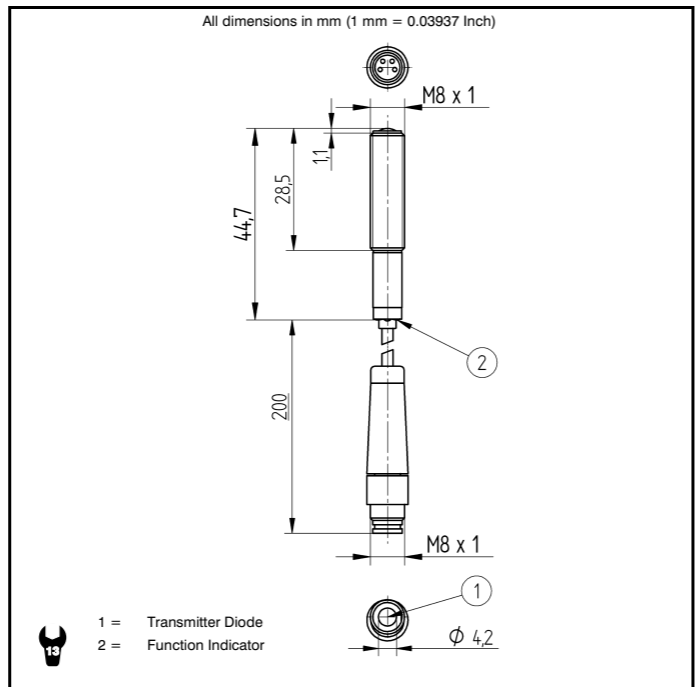



Technical Data

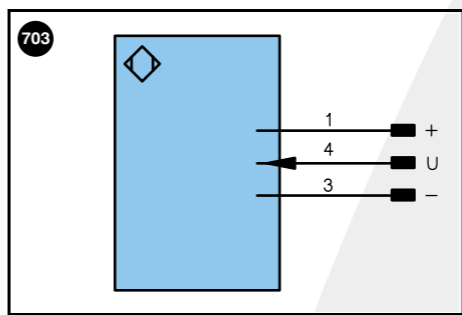
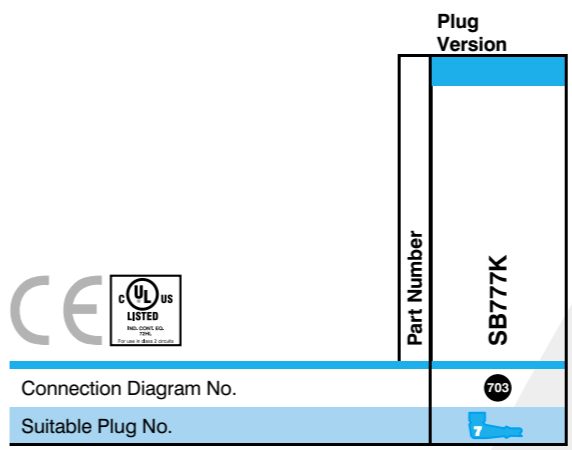
Optical Data	
Range	1500 mm
Light Source	Infrared Light
Service Life (T = +25°C)	100000 h
Opening Angle	20 °
Electrical Data	
Sensor Type	Emitter
Supply Voltage	10...30 V DC
Current Consumption (U _b = 24V)	< 25 mA
Temperature Drift	< 10 %
Temperature Range	-10...60 °C
Reverse Polarity Protection	yes
Mechanical Data	
Housing	Stainless Steel
Full Encapsulation	yes
Protection Mode	IP 67
Connection	M8 x 1
Cabel Length	20 cm

- Ample Performance Reserves
- Insensitive to Contamination
- IR Light
- Test Input

These through beam sensors are well suited for use in aggressive industrial environments. The sensor can be checked for correct functioning via the test input. Thanks to their large working range, the devices demonstrate excellent functional reliability in highly contaminated environments.



Specifications are subject to change without notice
23/06



Legend		Wire colors according to DIN IEC 757
+	Power supply "+"	BK black
-	Power supply "0V"	BN brown
-	Power supply (AC Voltage)	RD red
A	Switching output (1,2,3...)/ NO	OG orange
A	Switching output (1,2,3...)/ NC	YE yellow
V	Contamination / Error output (NC)	GN green
E	Input (analog or digital)	BU blue
T	Teach input	VT violet
Z	Time delay (activation)	GY grey
S	Shielding	WH white
RxD	RS-232 receive path	PK pink
TxD	RS-232 send path	GNYE green yellow
RDY	Ready	
GND	Ground	
CL	Clock	
U	Test input	
W	Trigger input	
O	Analog output (1,2,3...)	
O-	Ground for the analog output	
BZ	Block discharge	
AWV	Valve output	
a	Valve control output "+"	
b	Valve control output "0V"	
SY	Synchronization	
E+	Receiver-Line	
S+	Emitter-Line	
±	Grounding	
SR	Switching Distance Reduction	
USD+	USB data +	
USD-	USB data -	
Ba	Interfaces-Bus A(+)/B(-)	
La	Emitted light disengageable	

Accessories

- Mounting Clamp BSM8NB
- Fixation System W8S12