


CAPACITIVE SENSORS KAS SERIES 95

***Sensors for industrial
automation in the***

- Agriculture Industry***
- Feed Industry***

***Filling Level Control
Backlog Jam Indication
Full / Empty Indication***





Registration No.: 1327-01



Testing laboratory accredited according to
DIN EN 45001 Reg.-No. DAT-P-048/95-00

For all transactions, the latest version of the „General Conditions of Sale and Delivery for Products and Services of the Electrical Industry ZVEI“ shall apply, along with the supplementary conditions „extended reservation of proprietary rights“, together with the supplements listed on our order confirmations and/or invoices.

All specifications are subject to change without notice. Reprint, even in part, only with our consent.
© RECHNER Germany 03/2009 GB - Printed in EU, all rights reserved.

Edition March 2009

With publication of this catalogue all former printed catalogues about RECHNER 95 series capacitive sensors are invalid.

Capacitive Level Sensors KAS Series 95

For many years, in the field of industrial automation, capacitive proximity sensors (our abbreviation KAS) have been well accepted as indispensable elements for the level control of most different products. This is true whether the products are liquids, pastes, powder, seeds, grain or granulates. The sensors are available in a wide range of variants.

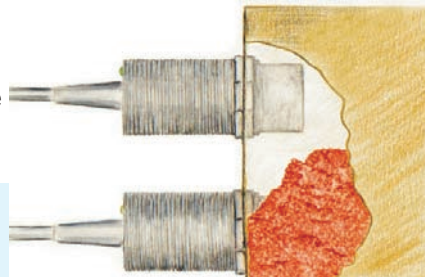
In the agriculture industry the capacitive sensors and probes control automatic animal feeding systems and detect fodder and seeds. They serve as a backlog jam indicator in conveying systems or as level control in dosing units, filling or packaging systems. They control the filling level both in large silos and in small storage containers.

Capacitive sensors detect the filling level within agriculture machinery, in the storage tanks and dosing units, for instance seed, fertilizer, etc.

This brochure presents one of our high lights: the series 95 capacitive sensors.

Series 95

- Supply voltage 20 - 250 V AC/DC
- Relay output, optional time relay (1 sec. - 10 min. adjustable)
- Optional on-delay or off-delay switchable
- Low power consumption, 2 mA only
- Intelligent micro controller technology



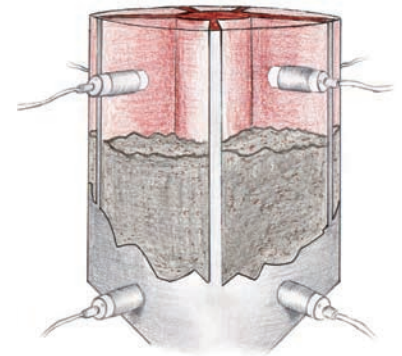
Non-flush mounting

For further information about capacitive sensors please look at our main catalogue or our web site:

www.rechner-sensors.com.

All sensors shown in this brochure are for non-flush mounting. This means they are designed for applications where the active area of the sensor is in contact with the material to be detected.

With this kind of level control the sensor head (active area) is completely immersed into the powder, granulate or liquid.



Non-flush mounted capacitive sensors. Level control in a dosing unit.

The 95 series capacitive sensors are favoured in the agriculture industry as a universally applicable device. The reasons, apart from the quality and reliability, are the wide supply voltage range of 20...250 V AC/DC (alternating current and direct current), the easy mounting and installation and the potential-free relay output. The sensors can be connected to PLC's or using directly by the consumer for control purposes to a max. 1 A.

The components of the KAS are mounted in plastic or metal casings and encapsulated with epoxy casting resin. Therefore all devices are insensitive to dirt, vibration (vibration stability: 30 g, 100...2000 Hz, 1 hour) and are watertight (depending on the type, up to IP 68).

The plastics used for the housings are:

- POM (polyoxymethylene)
- PA (polyamide) 6.6. glass-fibre reinforced
- PC (polycarbonate)
- PPO (polyphenylenoxide)
- PTFE (polytetrafluor ethylene) (FDA 21 CFR 177.1550)

(For the housing materials used please see the respective technical specifications of the model).

A PG36 pressure type connection is available as an accessory (Article No. 196370) for the 32 mm diameter smooth bodied sensor.



CAPACITIVE SENSORS Series 95

Dimension	M 30 x 1,5	M 30 x 1,5
-----------	------------	------------



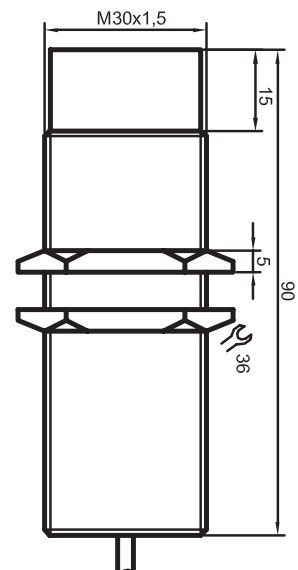
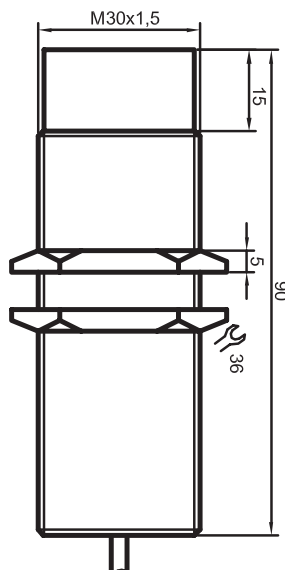
Technical data	Non-flush mountable		Non-flush mountable	
	Description	Art.-No.	Description	Art.-No.
Sensing distance S_n [mm]	15 mm		15 mm	
Sensing distance min./max. [mm] adjustable	2...20 mm		2...20 mm	
Type	KAS-95-A24-1CO-K-POM	KA0747	KAS-95-A24-1CO-K-POM-TD	KA0748
Electrical version	5 Wire AC/DC		5 Wire AC/DC	
Output function	Relay 1 CO		Relay 1 CO	
Certificates	CE, RoHS		CE, RoHS	
Operating voltage (U_o)	20...250 V AC / DC		20...250 V AC / DC	
Time delay	No		Adjustable 1 sec ...10 min.	
On-delay	No		Changeable	
Off-delay	No		Changeable	
Load max. AC (I, U)	1 A, 250 V		1 A, 250 V	
Load max. DC (I, U, P)	1 A, 220 V, 60 W		1 A, 220 V, 60 W	
Power consumption (I_o)	2.1 mA		2.1 mA	
Switching frequency max.	2 Hz		2 Hz	
Permitted ambient temperature	-25...+70° C		-25...+70° C	
LED display	Yellow		Yellow	
Protective circuit	Built-in		Built-in	
Degree of protection IEC 60529*	IP 67*		IP 67*	
Norm	IEC 60947-5-2		IEC 60947-5-2	
Connection	2 m cable, PVC, 5 x 0.34 mm ²		2 m cable, PVC, 5 x 0.34 mm ²	
Housing material	POM		POM	
Active surface	POM		POM	
Lid	PA/PPO		POM	

*With sealed potentiometer screw



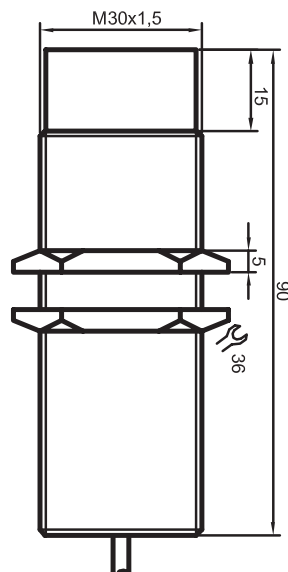
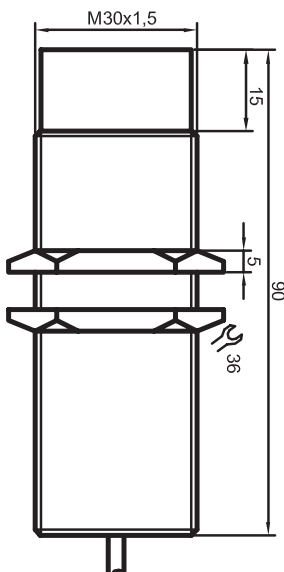
Connection diagram:

BN = brown,
BU = blue
WH = white
GY = grey
BK = black





Dimension M30 x 1,5

M 30 x 1,5		M 30 x 1,5	
Non-flush mountable		Non-flush mountable	
15 mm		15 mm	
2...20 mm		2...20 mm	
Description	Art.-No.	Description	Art.-No.
KAS-95-A24-1CO-K-POM-OND	KA0749	KAS-95-A24-1CO-K-POM-OFD	KA0750
5 Wire AC/DC		5 Wire AC/DC	
Relay 1 CO		20...250 V AC / DC	
CE, RoHS		CE, RoHS	
20...250 V AC / DC		20...250 V CA / CC	
Adjustable 1 sec ...10 min.		Adjustable 1 sec ...10 min.	
Yes		No	
No		Yes	
1 A, 250 V		1 A, 250 V	
1 A, 220 V, 60 W		1 A, 220 V, 60 W	
2.1 mA		2.1 mA	
2 Hz		2 Hz	
-25...+70° C		-25...+70° C	
Yellow		Yellow	
Built-in		Built-in	
IP 67*		IP 67*	
IEC 60947-5-2		IEC 60947-5-2	
2 m cable, PVC, 5 x 0.34 mm ²		2 m cable, PVC, 5 x 0.34 mm ²	
POM		POM	
POM		POM	
-		-	



CAPACITIVE SENSORS Series 95

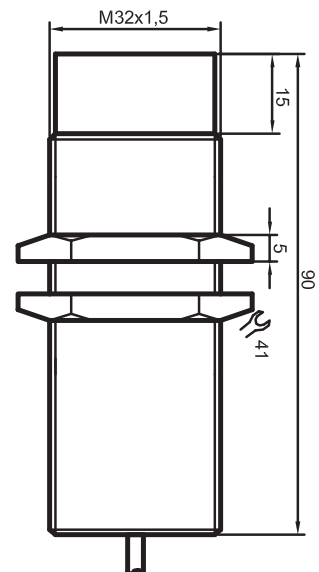
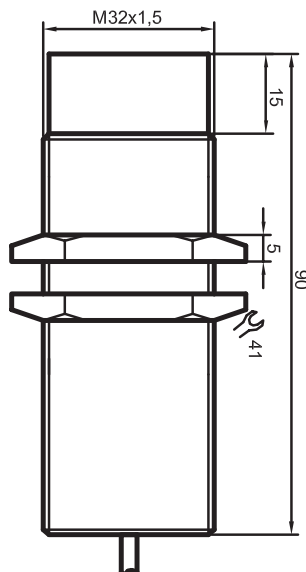
Dimension	M 32 x 1,5	M 32 x 1,5
		
Technical data	Non-flush mountable	
Sensing distance S_n [mm]	20 mm	
Sensing distance min./max. [mm] adjustable	2...25 mm	
	Description	Art.-No.
Type	KAS-95-32-1CO-K-M32-POM	KA0743
Electrical version	5 Wire AC/DC	
Output function	Relay 1 CO	
Certificates	CE, RoHS	
Operating voltage (U_B)	20...250 V AC / DC	
Time delay	No	Adjustable 1 sec ... 10 min.
On-delay	No	Changeable
Off-delay	No	Changeable
Load max. AC (I, U)	1 A, 250 V	
Load max. DC (I, U, P)	1 A, 220 V, 60 W	
Power consumption (I_o)	2.1 mA	
Switching frequency max.	2 Hz	
Permitted ambient temperature	-25...+70° C	
LED display	Yellow	
Protective circuit	Built-in	
Degree of protection IEC 60529*	IP 67*	
Norm	IEC 60947-5-2	
Connection	2 m cable, PVC, 5 x 0.34 mm ²	
Housing material	POM	
Active surface	POM	
Lid	PA/PPO	

*With sealed potentiometer screw



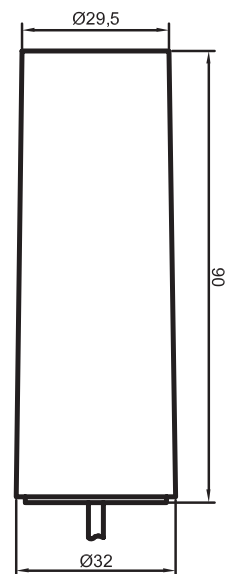
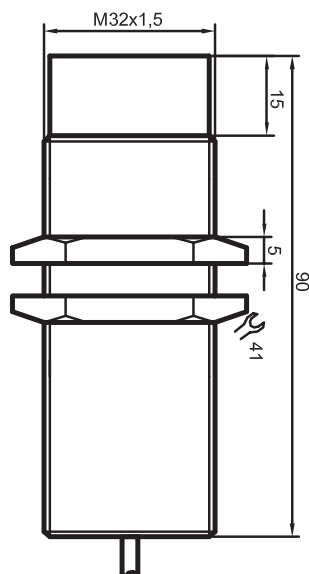
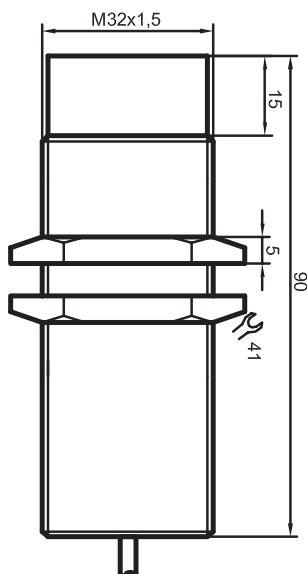
Connection diagram:

BN = brown,
BU = blue
WH = white
GY = grey
BK = black



Dimension M32 x 1,5 and Ø 32

M 32 x 1,5		M 32 x 1,5		Ø 32	
Non-flush mountable		Non-flush mountable		Non-flush mountable	
20 mm		20 mm		20 mm	
2...25 mm		2...25 mm		2...25 mm	
Description	Art.-No.	Description	Art.-No.	Description	Art.-No.
KAS-95-32-1CO-K-M32-POM-OND	KA0745	KAS-95-32-1CO-K-M32-POM-OFD	KA0746	KAS-95-32-1CO-K-POM-TD	KA 0761
5 Wire AC/DC		5 Wire AC/DC		5 Wire AC/DC	
Relay 1 CO		Relay 1 CO		Relay 1 CO	
CE, RoHS		CE, RoHS		CE, RoHS	
20...250 V AC / DC		20...250 V AC / DC		20...250 V AC / DC	
Adjustable 1 sec ...10 min.		Adjustable 1 sec ...10 min.		Adjustable 1 sec ...10 min.	
Yes		No		Changeable	
No		Yes		Changeable	
1 A, 250 V		1 A, 250 V		1 A, 250 V	
1 A, 220 V, 60 W		1 A, 220 V, 60 W		1 A, 220 V, 60 W	
2.1 mA		2.1 mA		2.1 mA	
2 Hz		2 Hz		2 Hz	
-25...+70° C		-25...+70° C		-25...+70° C	
Yellow		Yellow		Yellow	
Built-in		Built-in		Built-in	
IP 67*		IP 67*		IP 67*	
IEC 60947-5-2		IEC 60947-5-2		IEC 60947-5-2	
2 m cable, PVC, 5 x 0.34 mm ²		2 m cable, PVC, 5 x 0.34 mm ²		2 m cable, PVC, 5 x 0.34 mm ²	
POM		POM		POM	
POM		POM		POM	
-		-		PA/PPO	



SENSORS FOR INDUSTRIAL AUTOMATION

CAPACITIVE • INDUCTIVE MAGNETO RESISTIVE CALORIMETRIC

Ask for further catalogues:

CAPACITIVE SENSORS KAS

CAPACITIVE SENSORS KXS

CAPACITIVE LEVEL MEASURING SYSTEMS

INDUCTIVE SENSORS

MAGNETO RESISTIVE SENSORS

POWER SUPPLIES AND CONTROLLERS

FLOW SENSORS

ATEX CERTIFIED PRODUCTS

Your Representative

RECHNER

INDUSTRIE-ELEKTRONIK GmbH

Gaußstraße 8-10

68623 Lampertheim

Germany

Tel. (0 62 06) 50 07-0 Fax (0 62 06) 50 07-36 Fax Intl. +49 (0) 62 06 50 07-20

www.rechner-sensors.com

e-mail: info@rechner-sensors.de