



## ATEX Over-Head Level Indicators



measuring  
•  
monitoring  
•  
analysing



- ATEX approval  
⊕ II 1G/2G D
- Measuring length:  
max. 4000 mm
- Pressure:  
max. PN 16/150 lbs
- Temperature: max. 120°C
- Viscosity: max. 200 mm<sup>2</sup>/s
- Connection:  
DIN flange DN 50/65  
ANSI flange 2"; 2 1/2"
- Material:  
stainless steel 1.4571
- Roller indication
- Limit contacts
- Analogue output



KOBOLD companies worldwide:

ARGENTINA, AUSTRIA, BELGIUM, CANADA, CHILE, CHINA, CZECH  
REPUBLIC, FRANCE, GERMANY, GREAT BRITAIN, INDONESIA, ITALY,  
MALAYSIA, MEXICO, NETHERLANDS, PERU, POLAND, SWITZERLAND,  
SINGAPORE, SLOVAKIA, THAILAND, USA, VENEZUELA, VIETNAM

KOBOLD Messring GmbH  
Nordring 22-24  
D-65719 Hofheim/Ts.  
☎ Zentrale: +49(0)6192 299-0  
☎ Vertrieb DE: +49(0)6192 299-500  
Fax +49(0)6192 23398  
E-Mail: info.de@kobold.com

**Model:**  
NBK-04  
ATEX



## Description

Kobold over-head level indicators are used for continuous measurement, display and monitoring of liquid levels. The float inside the tank is attached by means of a connecting rod to the magnet carrier in the over-head tube. The magnet fitted in the magnet carrier operates, in a non-contacting manner, the display and monitoring devices fitted outside tube.

### Magnetic roller indicator

As the float passes by, the red/white rollers are rotated in succession by 180° around their own axes. The rollers change from white to red as the level rises and from red to white as the level falls. The level in a tank or a mixer is continuously displayed as a red column, even when the power fails.

### Transmitter

To remotely transmit the level a transmitter with a chain of resistors or a magnetostrictive transducer can be mounted outside the bypass tube. A continuous standard signal of 4 to 20 mA is generated by means of a fitted transmitter. This standard signal can then be displayed with analogue or digital indicating devices.

### Limit contacts

One or more reed contacts for limit-value acquisition or also for level control can be secured to the bypass tube.

## Applications

- Storage tanks
- Mixing vessels
- Aggressive media
- Water tanks

## Technical Details

Over-head tube:	Ø 60.3 x 2 mm
Tank tube:	Ø 60.3 x 2 mm or 76.1 x 2 mm
Initial measurement:	270 mm from end of tank tube
Material:	stainless steel 1.4571
Float:	titanium
Connecting rod:	Stange or tube from titanium or stainless steel 1.4571 (depending on medium density and measuring length)
Flange nominal size:	DIN DN 50 or 65, PN 16 ANSI 2" or 2 1/2", 150 lbs
Max. operating pressure:	PN 16
Operating temperature:	-50°C... 120°C
Viscosity:	max. 200 mm <sup>2</sup> /s
Measuring length:	min. 600 mm max. 4000 mm
Total length:	see dimension drawing
Min. density:	0.43 kg/dm <sup>3</sup>
Roller indication:	aluminium section with polypropylene rollers

## Technical Details ATEX approval

### ATEX limit contact type NBK-RA

Contact operation:	bistable changeover contact encapsulated
Switching hysteresis:	approximately 15 mm
Switch capacity:	45 VA, 230 V <sub>AC/DC</sub> , 0.6 A
Temperature class:	T6 / T5
Max. ambient temperatur.:	70 °C / 85 °C
Electrical connection:	3 m PVC cable
Housing:	metallic, cast (GD-ZN Al 4 Cu1)
Protection:	IP 67
ATEX marking:	Ex II 2G EEx m II T6/T5 Ex II 2D IP67 T 105 °C

### Limit contacts high temperature

#### type NBK-RT200

#### in conjunction with an external, intrinsically safe Isolated Switch Amplifier as »Simple Operator«

Contact operation:	bistable changeover contact
Switching hysteresis:	approximately 15 mm
Switch capacity:	80 VA, 250 V <sub>AC</sub> , 1 A
Resistance:	< 20 mΩ
Medium temperature:	max. 200 °C / 400 °C
Ambient temperature:	145 °C / 350 °C
Housing:	Aluminum pressure-cast housing, terminal connection
Protection:	IP 65

### ATEX Reed contact resistance chain type: ...5...

In protection type intrinsically safe EEx ia IIC / IIB only for connection to a certified intrinsically safe current loop with the following maximum values:

max. voltage:	U <sub>i</sub> = 24 V
max. current:	I <sub>i</sub> = 100 mA
max. capacity:	P <sub>i</sub> = see prototype verification certificate
Temperature class:	T1...T6 (see prototype verification certificate)
Resolution:	10 mm (ML < 2000 mm) 20 mm (ML ≥ 2000 mm)
Housing:	Aluminum pressure-cast
Protection:	IP 65

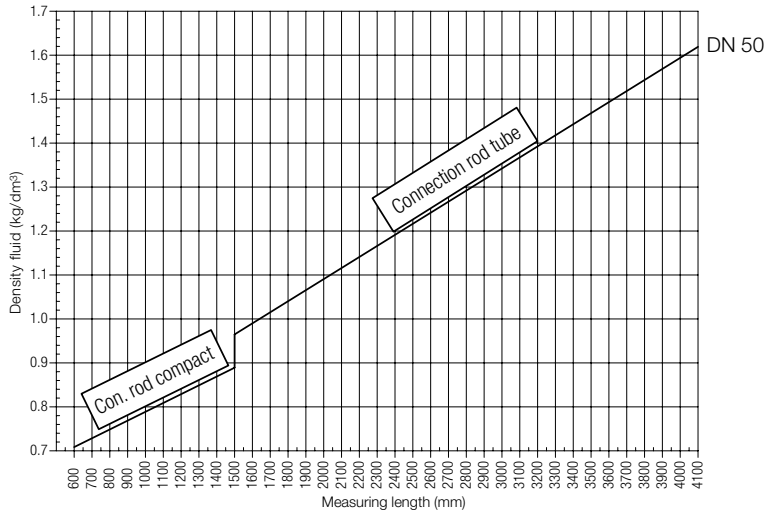
## Options for ATEX NBK-04

- M1 Measuring scale until 120 °C, aluminium backum, engraved scale
- P radiographic examination DIN 54 111 T1
- Q dye penetration test DIN EN 571-1
- X pressure test with water 1.5 x PN
- Z 3.1 certificate according to EN 10204



**Density/length of measuring tube diagram\***

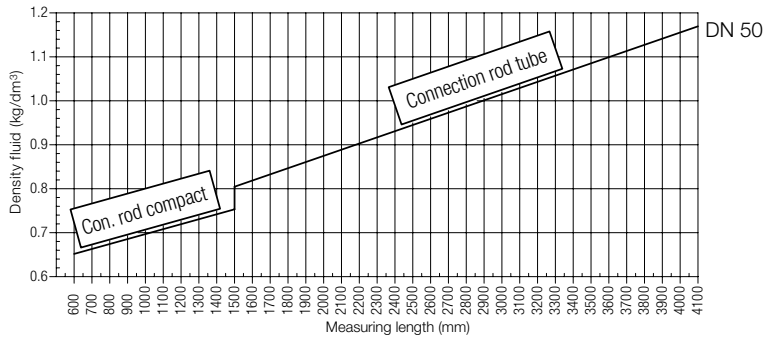
**NBK-04...8, diagram 8**



**NBK-04...8**

Float: titanium  
 Connection rod: st. steel, 1.4571  
 Process connection: DIN flange, DN 50  
 ANSI flange, 2"  
 Overhead and tank tube: Ø 60.3 mm  
 Min. medium density: 0.71 kg/dm<sup>3</sup> at  
 ML= 600 mm

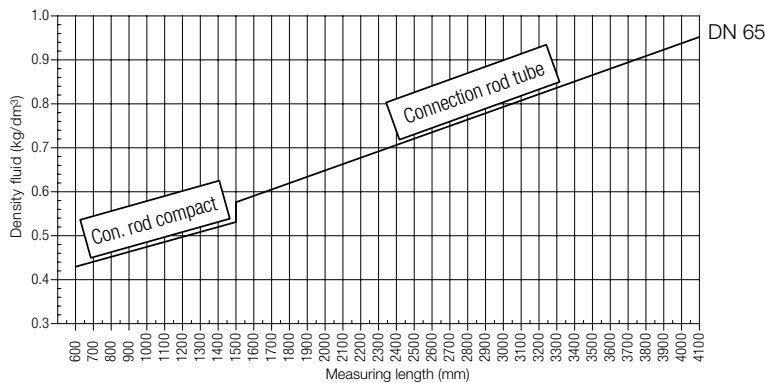
**NBK-04...6, diagram 6**



**NBK-04...6**

Float: titanium  
 Connection rod: titanium  
 Process connection: DIN flange, DN 50  
 ANSI flange, 2"  
 Overhead and tank tube: Ø 60.3 mm  
 Min. medium density: 0.65 kg/dm<sup>3</sup> at  
 ML= 600 mm

**NBK-04...4, diagram 4**



**NBK-04...4**

Float: titanium  
 Connection rod: st. steel, 1.4571  
 Process connection: DIN flange, DN 65  
 ANSI flange, 2½"  
 Overhead tube: Ø 60.3 mm  
 Tank tube: Ø 76.1 mm  
 Min. medium density: 0.43 kg/dm<sup>3</sup> at  
 ML= 600 mm

\* The floats could be adjusted to the densities above the graph



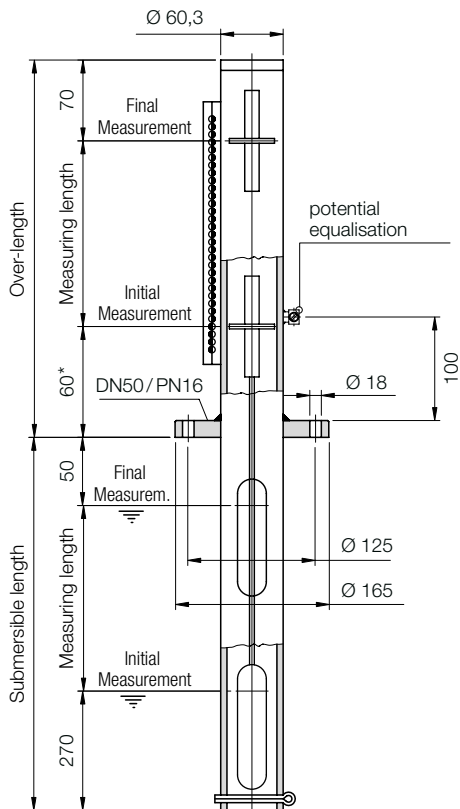
**Order Details** (Example: NBK-04 F50 00 1 8)

Model	Material	Connection and nominal size	Roller indication	Electrical attached parts	Medium density and meas. length
NBK-04...	St. steel, 1.4571	F50 = DIN flange DN 50 A50 = ANSI flange 2"	00 = without RP = PP rollers	1 = without electrical attached parts ATEX - II 1G / 2G D  2 = with immersible magnetic probe (Reed contact chain) ATEX - II 2G D EEx d IIC	8 = see diagram 8 6 = see diagram 6
		F65 = DIN flange DN 65 A65 = ANSI flange 2 1/2"	00 = without RP = PP rollers		4 = see diagram 4
NBK-RA	ATEX limit contact, encapsulated, Ex II2G EEx m II T6/T5, Ex II 2D IP67 T 105 °C				
NBK-RT200	High temperature limit contact, in conjunction with an external, intrinsically safe Isolated Switch Amplifier as »Simple Operator«				
REL-5114B1A	ATEX transmitter for immersible magnetic probe (Reed contact chain) EX II (1) G [EEx ia] IIC				

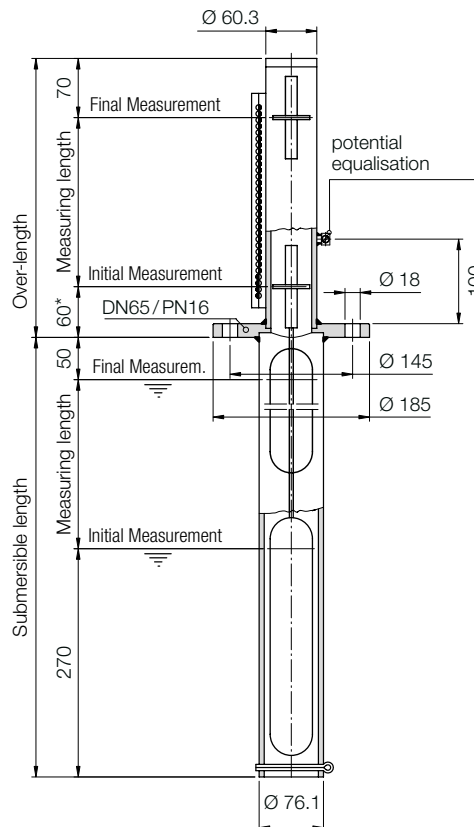
Please specify measuring length L, density, pressure and temperature in writing

**Dimensions**

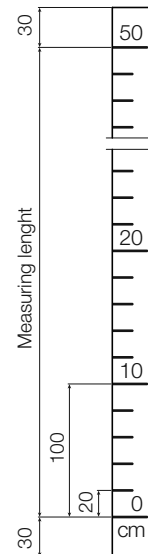
**NBK-04...F50...**



**NBK-04...F65...**



**Measuring scale engraved, aluminium backum, Option M1**



\* when using an immersible magnetic probe (reed contact chain): Dimension = 80 mm

Submersible length = measuring length + 320 mm.  
Measuring length = Submersible length - 320 cm