

# Through Beam Sensor



## OSD404Z0003

Part Number

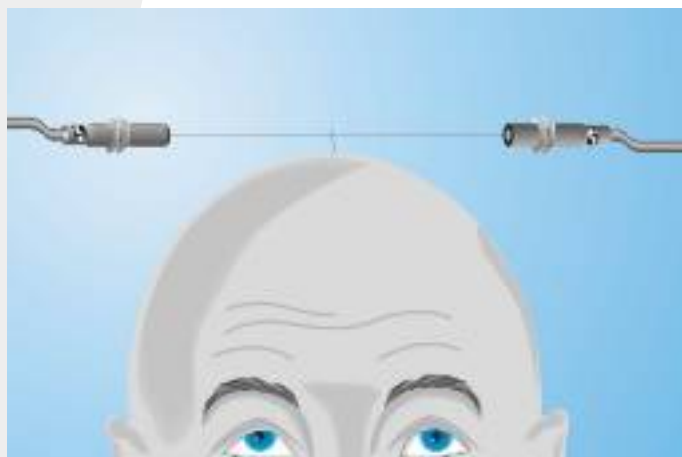


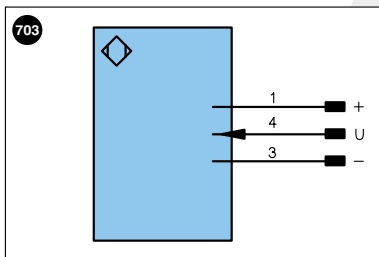
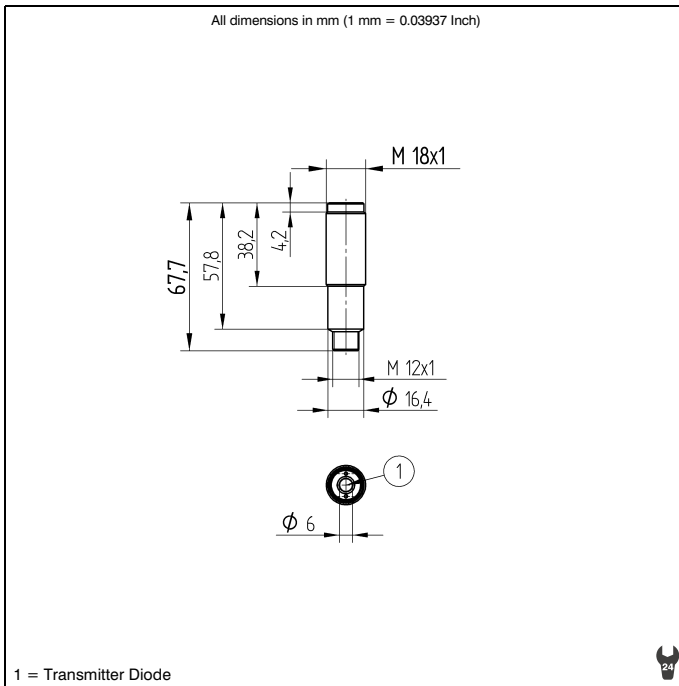
- Adjustable Focus
- Range: 40 m

### Technical Data

Optical Data	
Range	40000 mm
Light Source	Laser (red)
Wave Length	655 nm
Service Life (T = +25°C)	100000 h
Laser Class (EN 60825-1)	1
Beam Divergence	0,5 mrad
Electrical Data	
Sensor Type	Emitter
Supply Voltage	10...30 V DC
Current Consumption (U <sub>b</sub> = 24V)	< 15 mA
Temperature Drift	< 10 %
Temperature Range	-25...60 °C
Reverse Polarity Protection	yes
Mechanical Data	
Housing	Stainless Steel
Full Encapsulation	yes
Degree of Protection	IP 67
Connection	M12 x 1
Protective Insulation, Rated Voltage	50 V
Connection Diagram No.	703
Suitable Plug No.	2

These through beam sensors are well suited for use in aggressive industrial environments. The sensor can be checked for correct functioning via the test input. Thanks to their large working range, the devices demonstrate excellent functional reliability in highly contaminated environments.

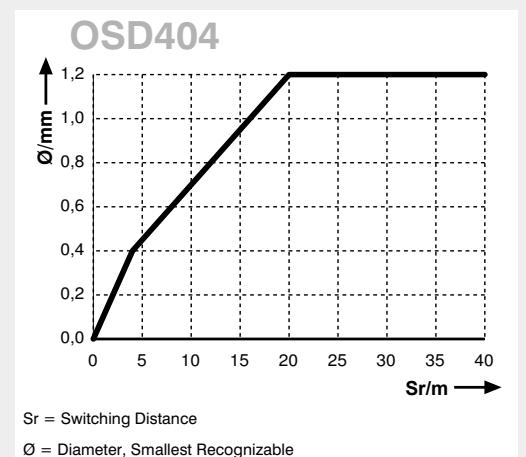




Legend		Wire colors according to DIN IEC 757
+	Power supply "+"	BK black
-	Power supply "0V"	BN brown
~	Power supply (AC Voltage)	RD red
A	Switching output (1,2,3...) / NO	OG orange
$\bar{A}$	Switching output (1,2,3...) / NC	YE yellow
V	Contamination / Error output (NO)	GN green
$\bar{V}$	Contamination / Error output (NC)	BU blue
E	Input (analog or digital)	VT violet
T	Teach input	GY grey
Z	Time delay (activation)	WH white
S	Shielding	PK pink
RxD	RS-232 receive path	GNYE green yellow
TxD	RS-232 send path	
RDY	Ready	
GND	Ground	
CL	Clock	
E/A	Output/Input programmable	
U	Test input	
$\bar{U}$	Test input inverted	
W	Trigger input	
O	Analog output (1,2,3...)	
O-	Ground for the analog output	
BZ	Block discharge	
AWV	Valve output	
a	Valve control output "+"	
b	Valve control output "0V"	
SY	Synchronization	
E+	Receiver-Line	
S+	Emitter-Line	
$\pm$	Grounding	
SnR	Switching Distance Reduction	
USBD+	USB data +	
USBD-	USB data -	
Bus	Interfaces-Bus A(+)/B(-)	
La	Emitted light disengageable	

### Smallest Recognizable Part

Based on the Distance between Emitter and Receiver



### Accessories

Mounting Bracket W18 / W18L