

A comprehensive solution for industrial applications

ULTRASONIC SENSORS

microsonic-App



Free download.

Available on the
App Store





Extract from our online catalogue:

skS ultrasonic sensors

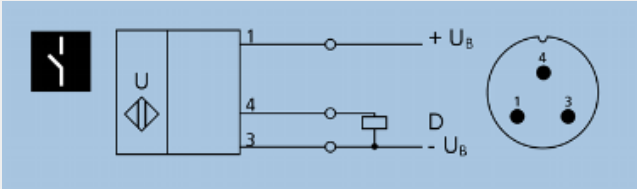
Current to: 2015-01-12

microsonic gmbh, hauert 16, d-44227 dortmund, telephone: +49 231 975151-0, fax: +49 231 975151-51, e-mail: info@microsonic.de
microsonic® is a registered trademark of microsonic GmbH. All rights reserved.

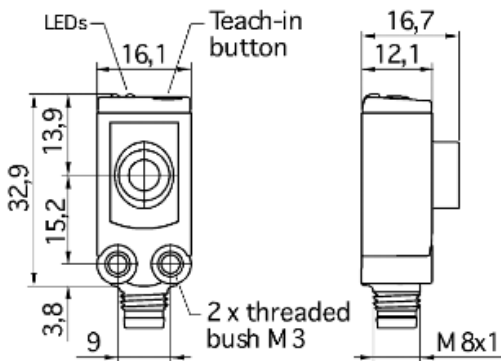
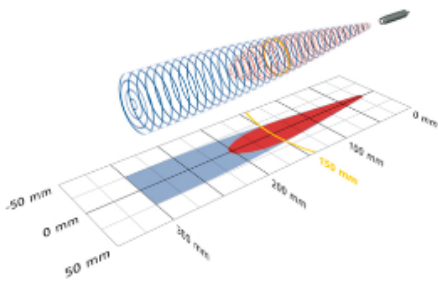


sks-15/D

scale drawing	detection zone
 1 x pnp	 250 mm
operating range	20 - 150 mm
design	cuboidal
operating mode	proximity switch/reflective mode reflective barrier window mode
particularities	minimum cuboidal design narrow sound field
ultrasonic -specific	
means of measurement	echo propagation time measurement
transducer frequency	380 kHz
blind zone	20 mm
operating range	150 mm
maximum range	250 mm
angle of beam spread	please see graphics detection zone
resolution/sampling rate	0.10 mm
reproducibility	± 0.15 %
accuracy	temperature drift 0.17 %/K
electrical data	
operating voltage U_B	20 - 30 V d.c., reverse polarity protection
voltage ripple	± 10 %
no-load current consumption	≤ 30 mA
type of connection	3-pin M8 initiator plug

sks-15/D

outputs	
output 1	switching output pnp: $I_{max} = 200 \text{ mA}$ ($U_B - 2V$) NOC/NCC adjustable, short-circuit-proof
switching hysteresis	2.0 mm
switching frequency	25 Hz
response time	32 ms
delay prior to availability	< 300 ms
housing	
material	ABS
ultrasonic transducer	polyurethane foam, epoxy resin with glass contents
class of protection to EN 60529	IP 67
operating temperature	-25°C to +70°C
storage temperature	-40°C to +85°C
weight	8 g
technical features/characteristics	
temperature compensation	no
controls	1 push-button
scope for settings	Teach-in via push-button
synchronization	no
multiplex	no
indicators	1 x LED green: working, 1 x LED yellow: switch status
particularities	minimum cuboidal design narrow sound field
documentation (download)	
pin assignment	



sks-15/CD

scale drawing	detection zone
	
 1 x pnp	 250 mm
operating range	20 - 150 mm
design	cuboidal
operating mode	proximity switch/reflective mode
	reflective barrier
	window mode
particularities	minimum cuboidal design
	narrow sound field
ultrasonic -specific	
means of measurement	echo propagation time measurement
transducer frequency	380 kHz
blind zone	20 mm
operating range	150 mm
maximum range	250 mm
angle of beam spread	please see graphics detection zone
resolution/sampling rate	0.10 mm
reproducibility	± 0.15 %
accuracy	± 1 % (temperature drift internally compensated)
electrical data	
operating voltage U_B	20 - 30 V d.c., reverse polarity protection
voltage ripple	± 10 %
no-load current consumption	≤ 30 mA
type of connection	4-pin M8 initiator plug

sks-15/CD

outputs	
output 1	switching output pnp: $I_{max} = 200 \text{ mA}$ ($U_B - 2V$) NOC/NCC adjustable, short-circuit-proof
switching hysteresis	2.0 mm
switching frequency	25 Hz
response time	32 ms
delay prior to availability	< 300 ms
inputs	
input 1	com input
housing	
material	ABS
ultrasonic transducer	polyurethane foam, epoxy resin with glass contents
class of protection to EN 60529	IP 67
operating temperature	-25°C to +70°C
storage temperature	-40°C to +85°C
weight	8 g
technical features/characteristics	
temperature compensation	yes
controls	1 push-button
scope for settings	Teach-in via push-button
synchronization	no
multiplex	no
indicators	1 x LED green: working, 1 x LED yellow: switch status
particularities	minimum cuboidal design narrow sound field
documentation (download)	
pin assignment	

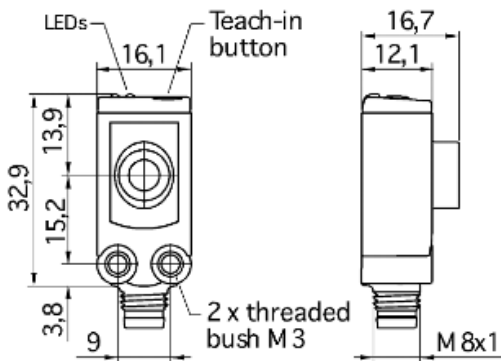
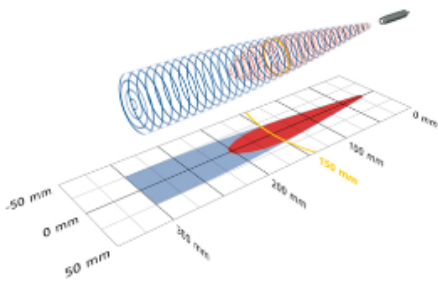


sks-15/E

scale drawing	detection zone
 1 x npn	 250 mm
operating range	20 - 150 mm
design	cuboidal
operating mode	proximity switch/reflective mode reflective barrier window mode
particularities	minimum cuboidal design narrow sound field
ultrasonic -specific	
means of measurement	echo propagation time measurement
transducer frequency	380 kHz
blind zone	20 mm
operating range	150 mm
maximum range	250 mm
angle of beam spread	please see graphics detection zone
resolution/sampling rate	0.10 mm
reproducibility	± 0.15 %
accuracy	temperature drift 0.17 %/K
electrical data	
operating voltage U_B	20 - 30 V d.c., reverse polarity protection
voltage ripple	± 10 %
no-load current consumption	≤ 30 mA
type of connection	3-pin M8 initiator plug

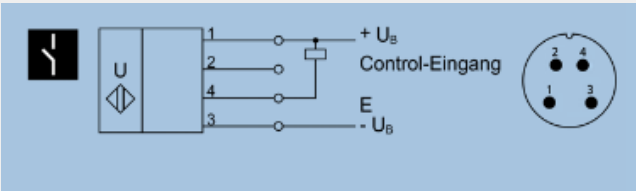
sks-15/E

outputs	
output 1	switching output npn: $I_{max} = 200 \text{ mA}$ ($-U_B + 2V$) NOC/NCC adjustable, short-circuit-proof
switching hysteresis	2.0 mm
switching frequency	25 Hz
response time	32 ms
delay prior to availability	< 300 ms
housing	
material	ABS
ultrasonic transducer	polyurethane foam, epoxy resin with glass contents
class of protection to EN 60529	IP 67
operating temperature	-25°C to +70°C
storage temperature	-40°C to +85°C
weight	8 g
technical features/characteristics	
temperature compensation	no
controls	1 push-button
scope for settings	Teach-in via push-button
synchronization	no
multiplex	no
indicators	1 x LED green: working, 1 x LED yellow: switch status
particularities	minimum cuboidal design narrow sound field
documentation (download)	
pin assignment	

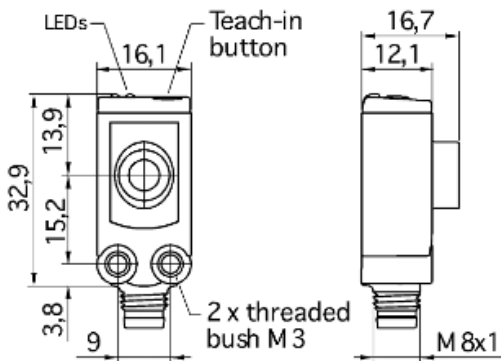
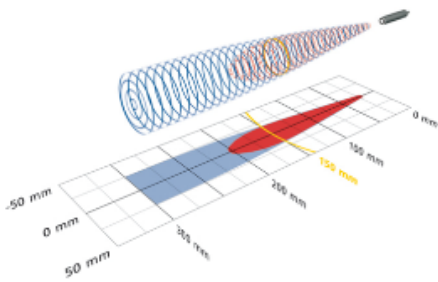


sks-15/CE

scale drawing	detection zone
	
 1 x npn	 250 mm
operating range	20 - 150 mm
design	cuboidal
operating mode	proximity switch/reflective mode
	reflective barrier
	window mode
particularities	minimum cuboidal design
	narrow sound field
ultrasonic -specific	
means of measurement	echo propagation time measurement
transducer frequency	380 kHz
blind zone	20 mm
operating range	150 mm
maximum range	250 mm
angle of beam spread	please see graphics detection zone
resolution/sampling rate	0.10 mm
reproducibility	± 0.15 %
accuracy	± 1 % (temperature drift internally compensated)
electrical data	
operating voltage U_B	20 - 30 V d.c., reverse polarity protection
voltage ripple	± 10 %
no-load current consumption	≤ 30 mA
type of connection	4-pin M8 initiator plug

sks-15/CE

outputs	
output 1	switching output npn: $I_{max} = 200 \text{ mA}$ ($-U_B + 2V$) NOC/NCC adjustable, short-circuit-proof
switching hysteresis	2.0 mm
switching frequency	25 Hz
response time	32 ms
delay prior to availability	< 300 ms
inputs	
input 1	com input
housing	
material	ABS
ultrasonic transducer	polyurethane foam, epoxy resin with glass contents
class of protection to EN 60529	IP 67
operating temperature	-25°C to +70°C
storage temperature	-40°C to +85°C
weight	8 g
technical features/characteristics	
temperature compensation	yes
controls	1 push-button
scope for settings	Teach-in via push-button
synchronization	no
multiplex	no
indicators	1 x LED green: working, 1 x LED yellow: switch status
particularities	minimum cuboidal design narrow sound field
documentation (download)	
pin assignment	

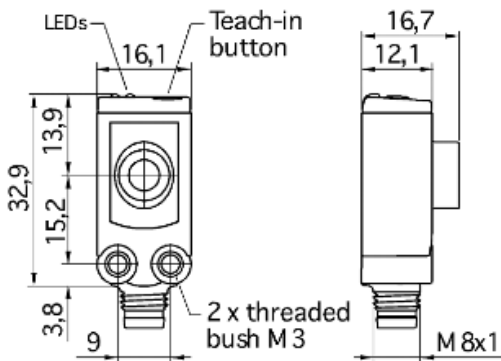
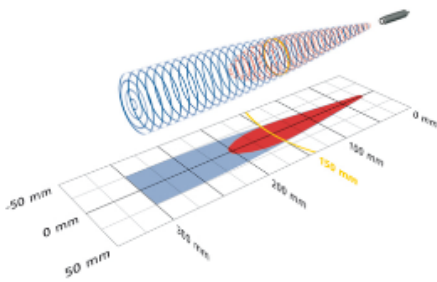


sks-15/CU

scale drawing	detection zone
	
 1 x analogue 0-10 V	 250 mm
operating range	20 - 150 mm
design	cuboidal
operating mode	analogue distance measurements
particularities	minimum cuboidal design narrow sound field
ultrasonic -specific	
means of measurement	echo propagation time measurement
transducer frequency	380 kHz
blind zone	20 mm
operating range	150 mm
maximum range	250 mm
angle of beam spread	please see graphics detection zone
resolution/sampling rate	0.10 mm
reproducibility	± 0.15 %
accuracy	± 1 % (temperature drift internally compensated)
electrical data	
operating voltage U_B	15 V bis 30 V DC, verpolfest
voltage ripple	± 10 %
no-load current consumption	≤ 30 mA
type of connection	4-pin M8 initiator plug

sks-15/CU

outputs	
output 1	analogue output voltage: 0-10 V, short-circuit-proof switchable rising/falling
response time	24 ms
delay prior to availability	< 300 ms
inputs	
input 1	com input
housing	
material	ABS
ultrasonic transducer	polyurethane foam, epoxy resin with glass contents
class of protection to EN 60529	IP 67
operating temperature	-25°C to +70°C
storage temperature	-40°C to +85°C
weight	8 g
technical features/characteristics	
temperature compensation	yes
controls	1 push-button
scope for settings	Teach-in via push-button
synchronization	ja, über externen Taktgenerator
multiplex	no
indicators	1 x LED green: working, 1 x LED yellow: switch status
particularities	minimum cuboidal design narrow sound field
documentation (download)	
pin assignment	

sks-15/CI

scale drawing	detection zone
	
 1 x analogue 4-20 mA	 250 mm
<p>operating range</p> <p>design</p> <p>operating mode</p> <p>particularities</p>	<p>20 - 150 mm</p> <p>cuboidal</p> <p>analogue distance measurements</p> <p>minimum cuboidal design</p> <p>narrow sound field</p>
<p>ultrasonic -specific</p> <p>means of measurement</p> <p>transducer frequency</p> <p>blind zone</p> <p>operating range</p> <p>maximum range</p> <p>angle of beam spread</p> <p>resolution/sampling rate</p> <p>reproducibility</p> <p>accuracy</p>	<p>echo propagation time measurement</p> <p>380 kHz</p> <p>20 mm</p> <p>150 mm</p> <p>250 mm</p> <p>please see graphics detection zone</p> <p>0.10 mm</p> <p>± 0.15 %</p> <p>± 1 % (temperature drift internally compensated)</p>
<p>electrical data</p> <p>operating voltage U_B</p> <p>voltage ripple</p> <p>no-load current consumption</p> <p>type of connection</p>	<p>15 V bis 30 V DC, verpolfest</p> <p>± 10 %</p> <p>≤ 30 mA</p> <p>4-pin M8 initiator plug</p>

sks-15/CI

outputs	
output 1	analogue output current: 4-20 mA switchable rising/falling
response time	24 ms
delay prior to availability	< 300 ms
inputs	
input 1	com input
housing	
material	ABS
ultrasonic transducer	polyurethane foam, epoxy resin with glass contents
class of protection to EN 60529	IP 67
operating temperature	-25°C to +70°C
storage temperature	-40°C to +85°C
weight	8 g
technical features/characteristics	
temperature compensation	yes
controls	1 push-button
scope for settings	Teach-in via push-button
synchronization	ja, über externen Taktgenerator
multiplex	no
indicators	1 x LED green: working, 1 x LED yellow: switch status
particularities	minimum cuboidal design narrow sound field
documentation (download)	
pin assignment	